

HPT94



**Constant-Directivity
Supertweeter Horn**


General Product Description

The Electro-Voice® model HPT94 is a wide-range, flat-front, constant-directivity super-tweeter horn. Both horizontal and vertical angles are controlled from 3 kHz to 20 kHz with unusual precision and adherence to the intended angle. Furthermore, excellent loading is maintained to 1,600 Hz. The flat-front design makes the HPT94 suitable for all modern boxed and clustered systems.

Architects' and Engineers' Specifications

The horn shall be of the constant-directivity type. It shall produce a horizontal beamwidth (6-dB-down angle) of 90 degrees, deviating no more than 15 degrees from this angle over the frequency range 3 kHz to 20 kHz. It shall produce a vertical beamwidth of 40 degrees, deviating no more than 20 degrees from this angle over the frequency range 4 kHz to 20 kHz. In addition, it shall provide useful acoustic loading at all frequencies above 1.6 kHz.

The horn shall be of hybrid fiberglass-and-zinc construction. The initial throat section shall be constructed of die-cast zinc and shall be integrally laminated into the fiberglass portion of the horn.



The horn shall possess a throat of 2.36 cm (0.93 in.) diameter and shall be provided with a 1-3/8"-18 threaded hole for mounting of a compression driver. The horn shall be 13.3 cm (5.3 in.) high, 13.3 cm (5.3 in.) wide, and 10.1 cm (4.0 in.) long. It shall weigh no more than 1.8 kg (4.0 lb).

The horn shall be the Electro-Voice model HPT94 constant-directivity horn.

Specifications:

The following specifications are in accordance with or exceed the AES Recommended Practice for Specification of Loudspeaker Components Used in Professional Audio and Sound Reinforcement (AES2-1984; ANSI S4.26-1984).

Horizontal Beamwidth:

90° (+15°, -15°) - (-6 dB 3 kHz to 20 kHz)

Vertical Beamwidth:

40° (+20°, -10°) - (-6 dB, 4 kHz to 20 kHz)

Directivity Factor R_0 (Q):

11.6 (average 3 kHz to 20 kHz)

Directivity Index D_i :

10.6 dB (+1.2, -1.6 dB)

10 log R_0 , (average 3 kHz to 20 kHz)

Lowest Recommended Crossover Frequency:

1.6 kHz

Construction:

Polyester resin and glass-fiber laminate integrally molded to a die-cast zinc throat section. This hybrid construction assures a rigid driver mount, accurate, loss-free throat-wave transmission and low total weight compared to horns of similar size.

Mechanical Connection of Driver:

1-3/8"-18 threaded hole

Recommended Driver:

DH2010A, DH2T

Weight:

1.8 kg (4.0 lb)

Electro-Voice®

Dimensions:	Inches
A	1 3/8 - 18
B	3.36
C	5.25
D	5.25
E	0.190 x 8
F	3.24

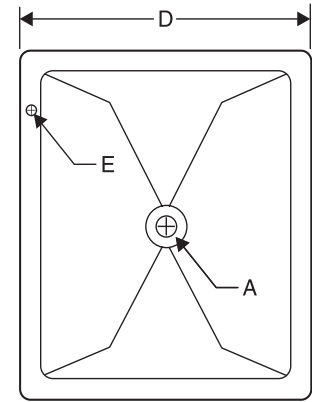
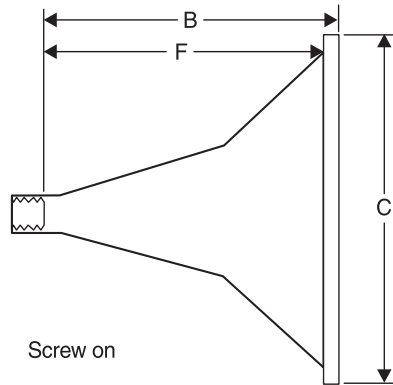


Figure 1: Dimensions

Directivity

The axial directivity factor R_0 (formerly Q) of the HPT94 horn was computed at each one-third-octave center frequency from the horizontal/vertical polars. The graph in Figure 2 illustrates this data over the range 3 kHz to 20 kHz. The axial frequency response of the HPT94 horn with a particular driver is in close correspondence to that driver's power response above 3 kHz.

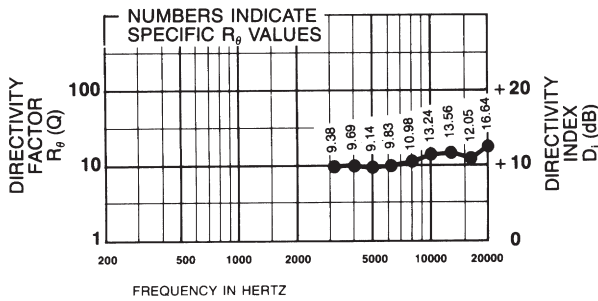


Figure 2: Directivity versus Frequency

Beamwidth

A plot of the HPT94's 6-dB-down total included beamwidth angle is shown in Figure 3 for each one-third-octave center frequency. The horizontal beamwidth is maintained at 90° (+20°, -15°) over the range of 3 kHz to 20 kHz. Vertical beamwidth control occurs only above 4 kHz.

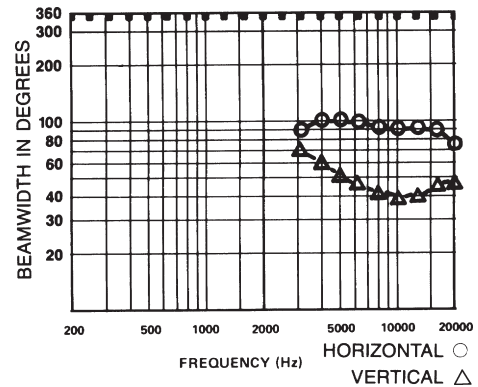


Figure 3: 6-dB-Down Beamwidth versus Frequency

USA 12000 Portland Ave South, Burnsville, MN 55337, Phone: 952-884-4051, FAX: 952-884-0043
 Canada 705 Progress Avenue, Unit 46, Scarborough, Ontario, Canada, M1H2X1, Phone: 416-431-4975, 800-881-1685, FAX: 416-431-4588
 Germany Hirschberger Ring 45, D94315, Straubing, Germany, Phone: 49 9421-706 0, FAX: 49 9421-706 287
 France Parc de Courcerin, Alle Lech Walesa, Lognes, 77185 Marne La Vallée, France, Phone: 33/1-6480-0090, FAX: 33/1-6480-4538
 Australia Unit 23, Block C, Slough Business Park, Slough Avenue, Silverwater, N.S.W. 2128, Australia, Phone: 61/2-9648-3455, FAX: 61/2-9648-5585
 Hong Kong Unit E & F, Luk Hop Industrial Bldg., 8 Luk Hop St., San PO Kong, Kowloon, Hong Kong, Phone: 852-2351-3628, FAX: 852-2351-3329
 Japan 5-3-8 Funabashi, Setagaya-ku, Tokyo, 156-0055 Japan, Phone: +81 (0) 3-5316-5020, FAX: +81 (0) 3-5316-5031
 Singapore 3015A Ubi Rd 1, 05-10, Kampong Ubi Industrial Estate, Singapore 408705, Phone: 65-746-8760, FAX: 65-746-1206
 Mexico Av. Parque Chapultepec #66-201, Col. El Parque Edo. Mex. 53390, Phone: (52) 5358-5434, FAX: (52) 5358-5588
 UK 4, The Willows Centre, Willow Lane, Mitcham, Surrey CR4 4NX, UK, Phone: 44 181 640 9600, FAX: 44 181 646 7084
 Africa, Mid-East 12000 Portland Ave South, Burnsville, MN 55337, Phone: 952-887-7424, FAX: 952-887-9212
 Latin America 12000 Portland Ave South, Burnsville, MN 55337, Phone: 952-887-7491, FAX: 952-887-9212

www.electrovoice.com • Telex Communications, Inc. • www.telex.com

© Telex Communications, Inc. 02/2001
 Part Number 38109-970 Rev A



Electro-Voice®

U.S.A. and Canada only.
 For customer orders, contact the Customer Service department at 800/392-3497 Fax: 800/955-6831
 For warranty repair or service information, contact the Service Repair department at 800/685-2606
 For technical assistance, contact Technical Support at 866/78AUDIO
 Please refer to the Engineering Data Sheet for warranty information.
 Specifications subject to change without notice.